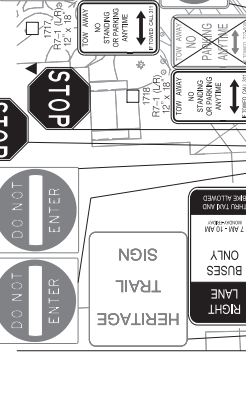
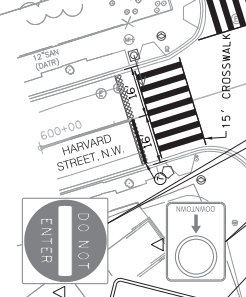
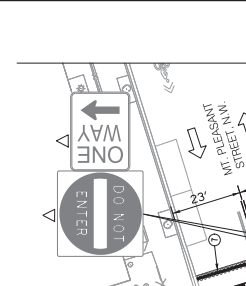




MATCHLINE DRAWING NO. SN - 18

MATCHLINE DRAWING NO. SN - 19



SIGN LEGEND
 ALL EXISTING SIGNS SHALL REMAIN IN PLACE UNLESS OTHERWISE NOTED.
 X EXISTING SIGN TO BE REMOVED
 ○ EXISTING SIGN TO BE RELOCATED
 △ EXISTING SIGN RELOCATED TO EXISTING POST OR NEW SIGNAL POLE / LIGHT POLE
 □ EXISTING SIGN RELOCATED TO NEW POST
 ▭ NEW SIGN TO BE INSTALLED ON EXISTING POST OR EX. SIGNAL POLE / LIGHT POLE
 ▮ NEW SIGN TO BE INSTALLED ON NEW POST

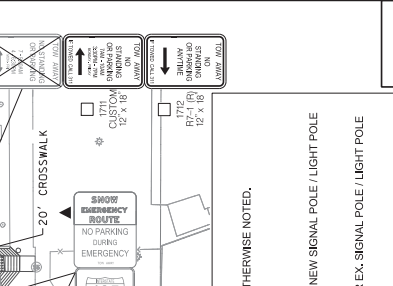
PAVEMENT MARKING LEGEND
 1 4' SOLID WHITE LANE LINE
 2 4' SOLID YELLOW LANE LINE (2 STRIPE, 4' SP)
 3 4' DASHED WHITE LANE LINE (10' STRIPE, 30' SP)
 4 PEAK HOUR BUS CONFLICT ZONE (SEE DETAIL ON SN-00)
 5 4' DOUBLE YELLOW REVERSIBLE LANE LINE (10' STRIPE, 30' SP)
 6 PEAK HOUR BUS ONLY LANE (SEE DETAIL ON SN-00)
 7 12' WHITE STOP LINE
 8 WHITE BICYCLE LANE SYMBOL (SEE DETAIL ON SHEET SN-00)
 9 YELLOW CENTERLINE BUFFER SPACE (2' 4" DOUBLE YELLOW LINES, 6" HATCH SPACED AT 5' O.C.)
 10 WHITE PAVEMENT ARROW AND TEXT
 11 BICYCLE LANE SYMBOL (SEE DETAIL ON SN-00)

LEGEND
 ↑ TRAFFIC FLOW ARROW
 — RESURFACING CONSTRUCTION LIMIT

12 4' SOLID YELLOW LANE LINE
 13 4' DOUBLE SOLID YELLOW CENTER LINE (4' APART)
 14 4' DOTTED DOUBLE YELLOW LANE LINE (2 STRIPE, 4' SP), 4' APART
 15 GREEN COLORED PAVEMENT PAINT
 16 5' GREEN BICYCLE CROSSING FOR ONE WAY BIKE LANE (SEE DETAIL ON SHEET SN-00)

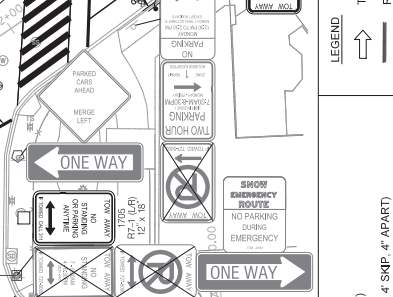
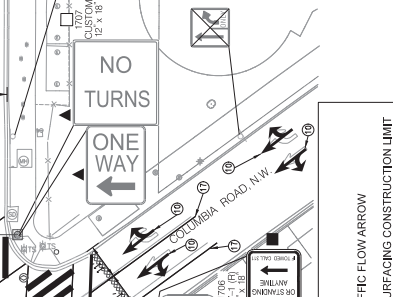
17 6' SOLID WHITE LANE LINE
 18 GORE MARKINGS WITH 6' SOLID WHITE LINES (5' O.C., 45 DEGREE HATCH)
 19 WHITE YIELD LINE WITH 1.5' X 2.25' TRIANGLES (2' O.C.)
 20 GORE MARKINGS WITH 4' DOUBLE YELLOW LINE (5' O.C., 45 DEGREE HATCH)
 21 WHITE SHARROW SYMBOL
 22 36" WHITE FLEXIBLE CHANNELIZING POST
 23 GORE MARKINGS WITH 6' SOLID YELLOW LINES (5' O.C., 45 DEGREE HATCH)

24 4' SOLID WHITE LANE LINE
 25 4' SOLID YELLOW LANE LINE (2 STRIPE, 4' SP)
 26 4' DASHED WHITE LANE LINE (10' STRIPE, 30' SP)
 27 4' DOUBLE YELLOW REVERSIBLE LANE LINE (10' STRIPE, 30' SP)
 28 PEAK HOUR BUS CONFLICT ZONE (SEE DETAIL ON SN-00)
 29 4' DOUBLE YELLOW REVERSIBLE LANE LINE (10' STRIPE, 30' SP)
 30 PEAK HOUR BUS ONLY LANE (SEE DETAIL ON SN-00)
 31 12' WHITE STOP LINE
 32 WHITE BICYCLE LANE SYMBOL (SEE DETAIL ON SHEET SN-00)
 33 YELLOW CENTERLINE BUFFER SPACE (2' 4" DOUBLE YELLOW LINES, 6" HATCH SPACED AT 5' O.C.)
 34 WHITE PAVEMENT ARROW AND TEXT
 35 BICYCLE LANE SYMBOL (SEE DETAIL ON SN-00)



REVISIONS

NO.	DATE	NAME	DESCRIPTION



PROJECT NO.	DATE	PROJECT MGR.	DESIGNER
201802	02.20.18	DAVID A. JOHNSON	DAVID A. JOHNSON